

Welcome to...

Role Center Manager

by Dynavics Ltd.

Valid at: 7 November 2023



Table of Contents

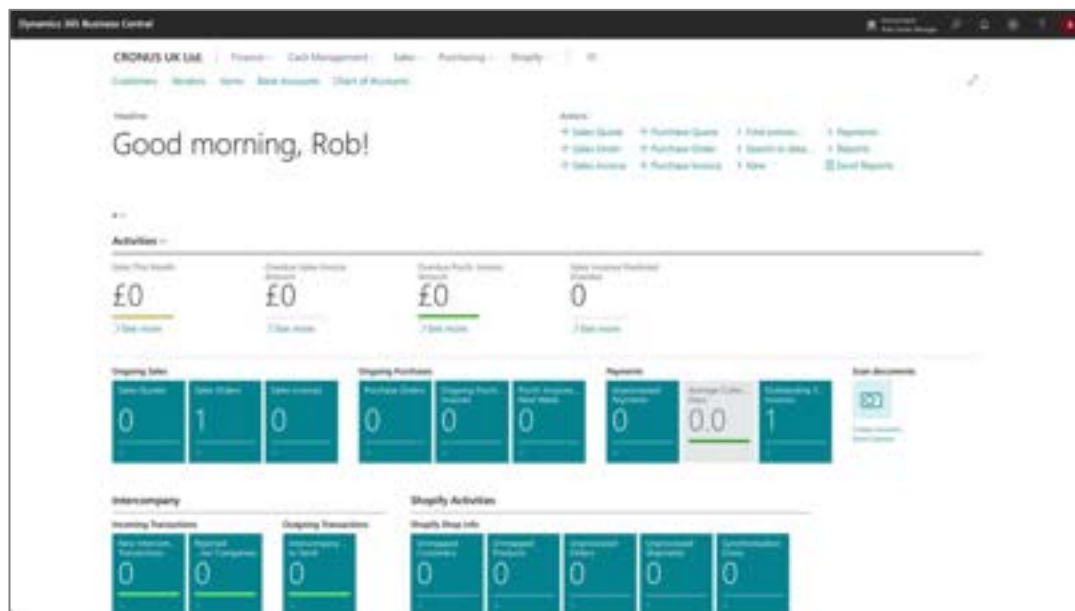
What is a Role Center?.....	2
Welcome to Role Center Manager.....	3
Overview.....	4

What is a Role Center?

The Role Center is the user's entry point and home page for Dynamics 365 Business Central. You can develop several different Role Centers, where each Role Center is customized to the profile of the intended users. For example, you could have Role Centers that target the different levels within an organization, such as business owners, department leads, and information workers.

Role Centers are based on a user-centric design model. You should design a Role Center to give users quick access to the information that is most important to them in their daily work. Like, displaying information that is pertinent to their role in the company and enabling them to easily navigate to relevant pages for viewing data and doing tasks.

<https://learn.microsoft.com/en-us/dynamics365/business-central/dev-itpro/developer/devenv-designing-role-centers>



Welcome to Role Center Manager

Welcome to Role Center Manager (RCM), a powerful application designed to enhance the user experience and productivity within Microsoft Dynamics 365 Business Central. As an integral part of the Business Central ecosystem, Role Center Manager empowers organizations to tailor their user interface and optimize role-based access to critical information and tasks.

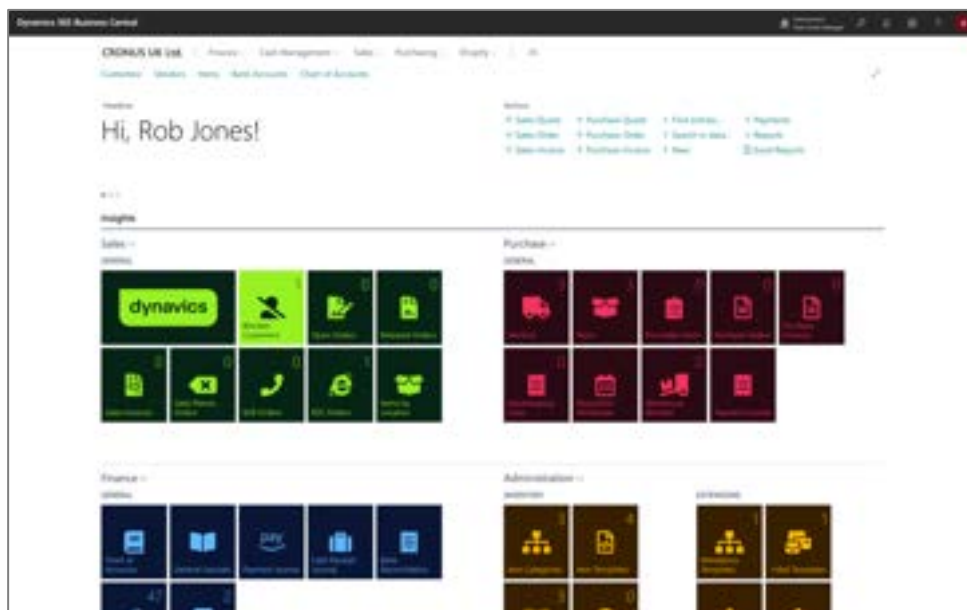
In today's dynamic business environment, it is crucial to provide users with a personalized and efficient working environment. Role Center Manager serves as the key enabler for achieving this goal by offering a comprehensive set of tools and capabilities to customize and configure role centers within Business Central.

A role center represents a user's personalized dashboard, providing a curated view of relevant data, reports, and activities specific to their role within the organization. Role Center Manager puts the power in the hands of administrators and system managers, allowing them to define and configure role centers to align with the unique requirements of different user roles, departments, or functional areas.

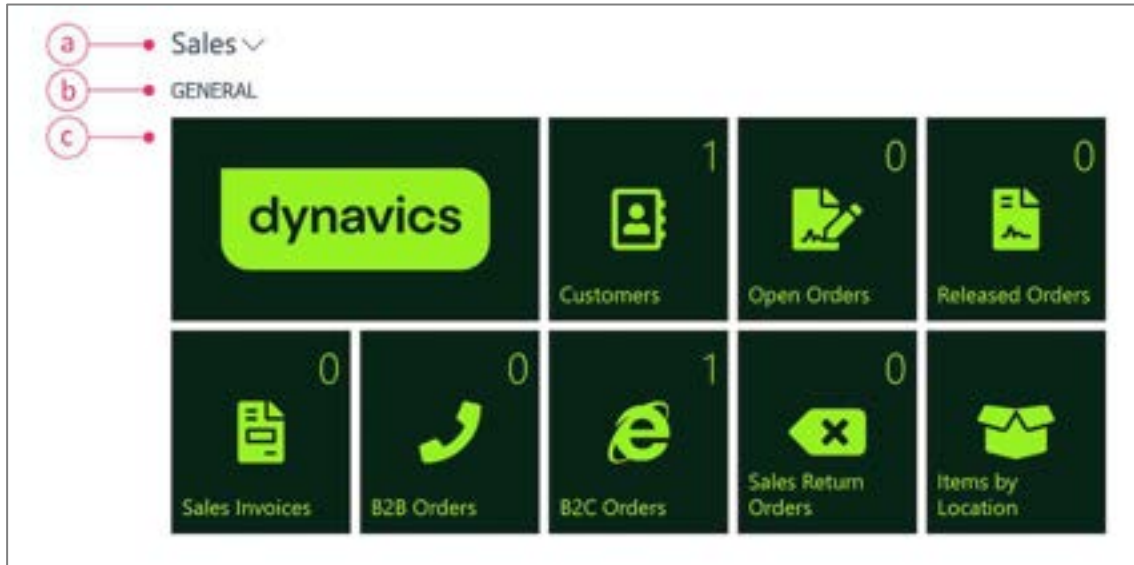
With Role Center Manager, you can easily design role centers that streamline workflows, improve user productivity, and enhance decision-making capabilities. The intuitive interface empowers administrators to customize the layout and create actionable tiles to display critical information at a glance.

By leveraging the capabilities of Role Center Manager, organizations can achieve a seamless integration of Business Central with their unique business processes and workflows. Whether it's optimizing inventory management, streamlining financial operations, or empowering sales teams with real-time insights, Role Center Manager offers the flexibility and customisation options needed to align the application with your organization's specific needs.

In summary, Role Center Manager revolutionizes the user experience within Microsoft Dynamics 365 Business Central. With its robust customisation features, efficient data presentation, and role-based access controls, Role Center Manager empowers organizations to unlock the full potential of Business Central, enabling users to work smarter, make informed decisions, and drive business growth.



Overview



Ref.	Name	Description
a	Panel	Linked to users and/or profiles. Panels are used to categorise tiles, based on specific roles in the organisation.
b	Group	Assigned to one, or many tiles within a panel. Groups can be used to categorise tiles further into sub-categories. E.g., Within an Administration panel, tiles could be grouped by area, such as INVENTORY, SALES & PURCHASING
c	Tile	Linked to one, or many panels. Tiles are the main functional component of Role Center Manager. They can be used to display critical information, provide shortcuts to relevant data or combine both to create actionable insights.